



SUBMITTAL DATA

GMV-NDX54P/A-T(U) for use with VRF Outdoor Unit
54000 BTU/H Fresh Air Unit

Job Name	Location	Date
Purchaser	Engineer	
Submitted to	For	
Unit Designation	Schedule No.	

 GMV-NDX54P/A-T(U)	 XK46 (Optional)
--	--

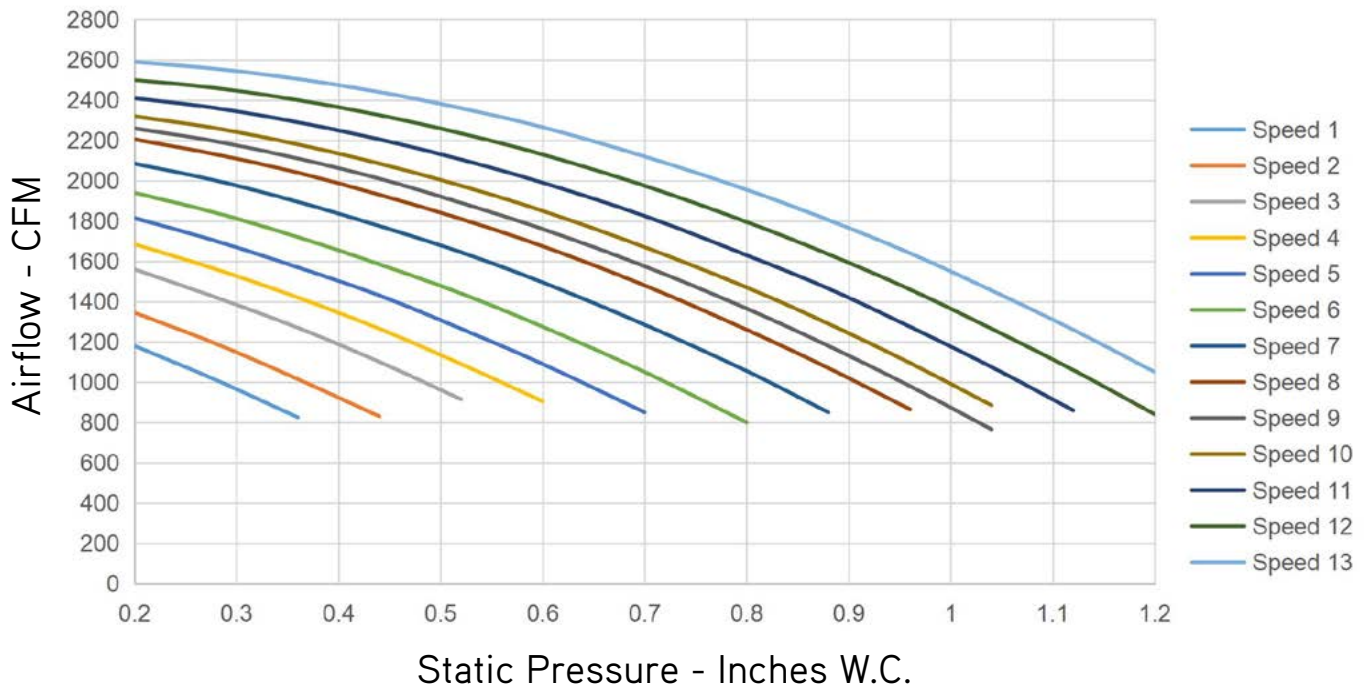
GENERAL FEATURES

- Fresh Air Processing Ducted Unit
- DC Inverter Motor
- Multiple Protections
- Air Flow Up to 2060 CFM
- Less Installation Space and Operation Cost
- XK46 Wired Controller Included
- Performance Based on Outdoor Unit
- Coil - Copper Tube / Aluminum Fin
- Blue Colored Fin - 500 Hrs Salt Spray Tested

SPECIFICATIONS, FEATURES & FUNCTION SUMMARY

SPECIFICATIONS		GMV-NDX54P/A-T(U)		FEATURES & FUNCTIONS SUMMARY		GMV-NDX54P/A-T(U)	
System Type		HEAT PUMP					
SYSTEM PERFORMANCE				SYSTEM FEATURES			
Cooling Capacity ¹	Btu/h	54000		Wired Controller Interface	Yes		
Heating Capacity ²	Btu/h	45000		WiFi Included	No		
Heating Capacity ³	Btu/h	52000		Easy Service Access	Yes		
SEER2				Indoor Fan Type	Centrifugal		
EER2				Multi Fan Speeds	3 Speeds		
HSPF2				Indoor Unit Display	Yes		
COP @5°F				Electrical Heater	No		
COP @47°F				Ventilation (Outdoor Air)	No		
Refrigerant Type	R410A			REMOTE CONTROLLER FUNCTIONS			
INDOOR UNIT		GMV-NDX54P/A-T(U)		Auto Mode	Yes		
Air flow (Rated / Min - Max)	CFM	1177 / 883 - 1766		Auto Fan	Yes		
External Static Pressure (Default / Min - Max)	In W.c.	0.8 / 0.2 ~ 1.2		Auto Swing (Horizontal Auto Swing)	NO		
Sound Pressure Level (Min - Max)	dB(A)	45 ~ 55		Auto Swing - 180° (Vertical Auto Swing)	Yes		
External Dimensions (W x H x D)	in	58-3/8 x 15-3/16 x 31-1/8		Clock	Yes		
Package Dimension (W x H x D)	in	62-1/8 x 18-5/8 x 34-3/4		Dry Mode	Yes		
Net Weight	lbs	181		Dry Anti-Mildew (X-Fan) Mode	Yes		
Gross Weight	lbs	229		Energy Saving Mode	Yes		
REFRIGERANT PIPING				Dirty Filter Alert	No		
Line Set Size by Indoor Unit (Liquid - Gas)	in	3/8 - 3/4		Fan Speed Control (7 Speeds)	Yes		
ELECTRICAL				I Feel Function	Yes		
Power Supply	208-230V / 1Ph / 60Hz			Privacy Lock	Yes		
MCA	A	1.7		Quiet Mode	Yes		
MOCP	A	15		Room Temperature Display	No		
				Sleep Mode	Yes		
				3 Sleep Mode Options	Yes		
				Timer Mode	Yes		
				Turbo Mode	Yes		
				Display On/Off Control	Yes		
				Freeze Guard Mode	Yes		
				Power Failure Mode	Yes		
<p>1. Rated Cooling Capacity Test Conditions: Indoor 95.0°F DB/82.4°F Wb, Outdoor 95.0°F DB; Connection Pipe Length: 24-5/8ft., Without Height Drop Between Units. The Default Air Outlet Temperature Of The Unit Is 64.4°F.</p>							
<p>2. Rated Heating Capacity Test Conditions: Indoor 44.6°F DB, Outdoor 44.6°F DB/42.8°F WB, Connection Pipe Length: 24-5/8ft., Without Height Drop Between Units. The Default Air Outlet Temperature Of The Unit Is 71.6°F.</p>							
<p>3. Rated Heating Capacity Test Conditions: Indoor 32°F Db, Outdoor 32°F Db/26.8°F Wb, Connection Pipe Length: 24-5/8ft., Without Height Drop Between Units. The Default Air Outlet Temperature Of The Unit Is 71.6°F.</p>							

FAN PERFORMANCE



MODEL	GMV-NDX54P/A-T(U)												
Level	Static Pressure (Inches. W.G.)												
	0.2	0.28	0.36	0.44	0.52	0.6	0.7	0.8	0.88	0.96	1.04	1.12	1.2
Speed 1	1180	1010	825										
Speed 2	1345	1190	1015	830									
Speed 3	1560	1420	1270	1100	915								
Speed 4	1685	1560	1420	1265	1090	905							
Speed 5	1815	1700	1570	1430	1265	1090	850						
Speed 6	1940	1840	1720	1585	1440	1275	1050	800					
Speed 7	2085	2000	1895	1775	1645	1495	1285	1055	850				
Speed 8	2205	2130	2040	1930	1810	1675	1480	1260	1070	865			
Speed 9	2260	2195	2110	2010	1890	1760	1575	1365	1180	980	765		
Speed 10	2320	2260	2180	2085	1975	1850	1670	1470	1290	1095	885		
Speed 11	2410	2360	2290	2205	2105	1990	1825	1630	1465	1275	1075	860	
Speed 12	2500	2460	2400	2325	2235	2130	1975	1795	1635	1460	1265	1060	840
Speed 13	2590	2555	2505	2440	2360	2265	2120	1955	1805	1640	1455	1260	1050

NOTE:

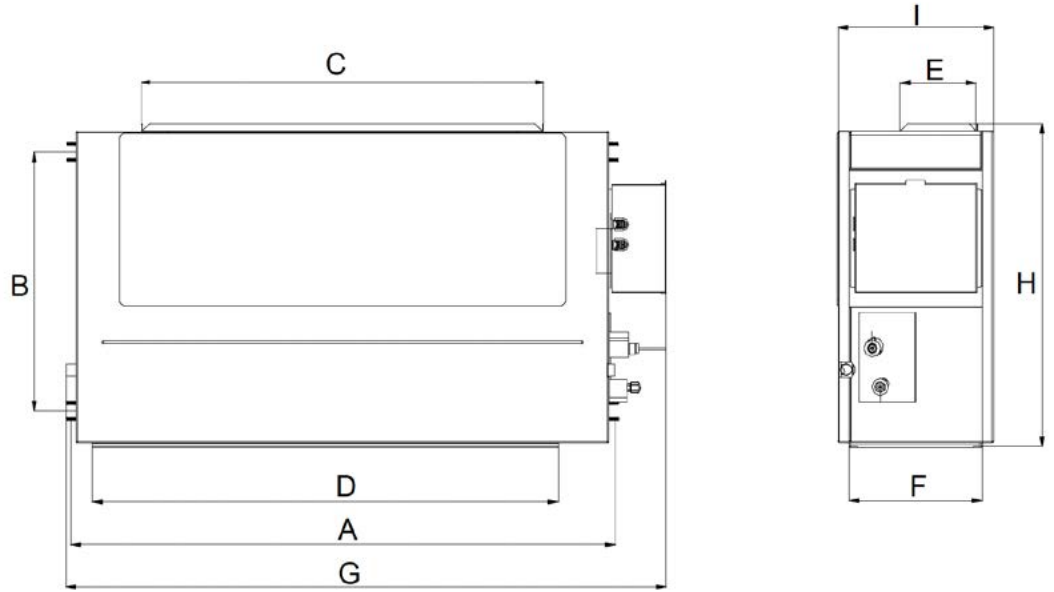
The design range of the units air volume is from 883~1766 CFM. The units would be damaged if they are used out of range.

DIMENSIONS & CLEARANCES

INDOOR UNIT

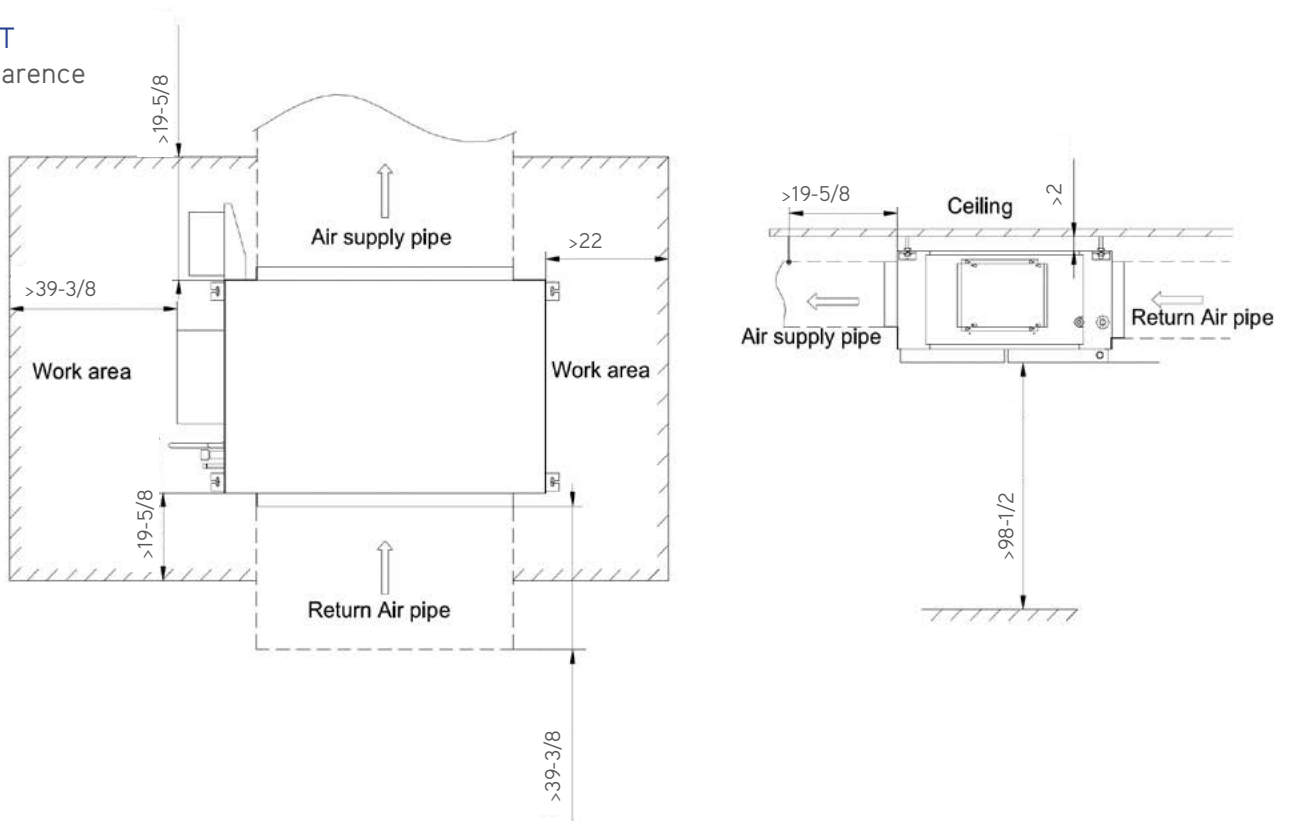
Unit: inch

GMV-NDX54P/A-T(U)	
DIMENSIONS	
A	53-1/4
B	24-7/8
C	39
D	45-1/4
E	7-1/2
F	12-7/8
G	58-3/8
H	31-1/8
I	15-3/16



INDOOR UNIT

Minimum clearance



Specifications are subject to change without notice. Manufacturer reserves the right to discontinue or modify specifications or designs without notice or without incurring obligations. All Rights reserved.

GREECOMMERCIAL.COM/SYSTEM-DOCUMENTATION