

SUBMITTAL DATA

FLEXX48HP230V1BH / FLEXX60HP230V1AO
48000 BTU/H Unitary Heat Pump Split System

Job Name

Location

Date

Purchaser

Engineer

Submitted to

For

Unit Designation

Schedule No.



FLEXX48HP230V1BH



FLEXX60HP230V1AO

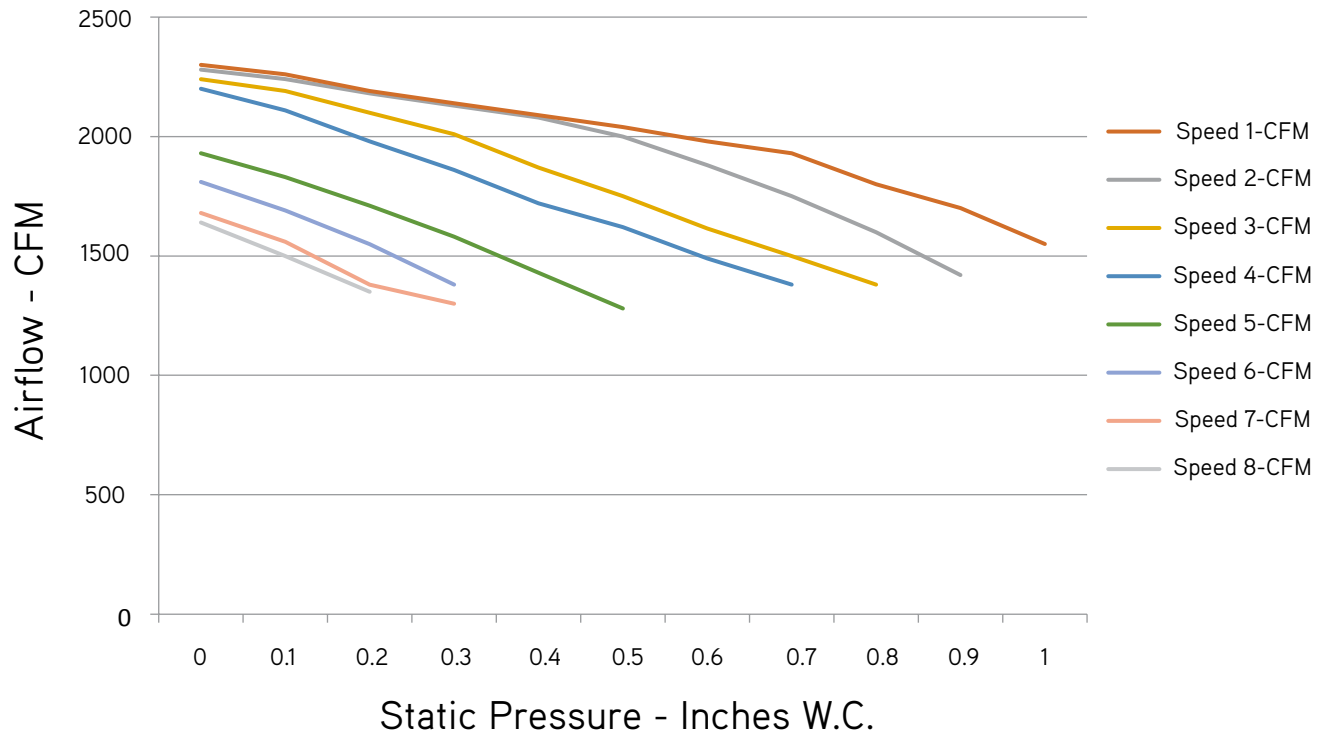
GENERAL FEATURES

- AHRI Certificate: 207256443
- High Efficiency DC Inverter Technology
- 24VAC Thermostat Compatible
- Zero Lot Line Design
- Match with GREE or Competitive Indoor Unit
- 8 Speed Fan Motor
- Designed for New Construction or Replacement Market
- Compact and Quiet, as low as 58 dB(A) Side Discharge Outdoor Unit
- Low Ambient Cooling down to -15°C (5°F)
- Low Ambient Heating down to -30°C (-22°F)
- Coil (Outdoor) Copper Tube/Aluminum Fin with Anti-Corrosion Coil Coating (Gold Colored Fin - 1500Hr Salt Spray Rating)
- Coil (Indoor) Copper Tube/Aluminum Fin with Anti-Corrosion Coil Coating (Blue Colored Fin - 500Hr Salt Spray Rating)

SPECIFICATIONS, FEATURES & FUNCTION SUMMARY

SPECIFICATIONS		FLEXX48HP230V1BH / FLEXX60HP230V1AO		FEATURES & FUNCTIONS SUMMARY		FLEXX48HP230V1BH / FLEXX60HP230V1AO	
System Type		HEAT PUMP					
SYSTEM PERFORMANCE							
Cooling	Min - Max	Btu/h	34000 - 48000				
	Capacity @95°F	Btu/h	48000				
Heating	Min - Max	Btu/h	34000 - 52000				
	Capacity @5°F	Btu/h	39000				
	Capacity @17°F	Btu/h	31400				
	Capacity @47°F	W	48000				
SEER2		17					
EER2		11					
HSPF2		9					
COP @5°F		1.8					
COP @47°F		3.3					
Cooling Temperature Range		°F	5 - 129				
Heating Temperature Range		°F	-22 - 75				
Refrigerant Type		R410A					
INDOOR UNIT				FLEXX48HP230V1BH			
Power Supply		VAC	208-230V / 1Ph / 60 Hz				
Sound Pressure Level		dB(A)	50				
Control Voltage		VAC	24				
Rated Current Cooling		A	5				
Rated Current Heating		A	5				
MCA		A	8				
MOCP		A	15				
Electric Heater (Optional)		kW	10, 15, 20				
Air Flow		CFM	1470				
External Static Pressure (Up to)		In W.c.	1				
Dehumidification		pt/hr	9.94				
External Dimensions (W x H x D)		in	24-3/4 x 57 x 21-1/4				
Package Dimension (W x H x D)		in	27-5/16 x 59-3/8 x 26				
Net Weight		lbs	202				
Gross Weight		lbs	218				
OUTDOOR UNIT				FLEXX60HP230V1AO			
Power Supply		VAC	208-230V / 1Ph / 60 Hz				
Sound Pressure Level		dB(A)	58				
Control Voltage		VAC	24				
Rated Current Cooling		A	30				
Rated Current Heating		A	31				
MCA		A	35				
MOCP		A	45				
External Dimensions (W x H x D)		in	39-3/8 x 53-5/8 x 14-1/2				
Package Dimension (W x H x D)		in	45-1/16 x 59-1/4 x 19-7/16				
Net Weight		lbs	308				
Gross Weight		lbs	337				
Refrigerant Charge - R410A		oz	220.5				
Additional Charge		oz/ft	0.32				
REFRIGERANT PIPING							
Line Set Size (Liquid - Gas) - Flared Connections		in	3/8 - 3/4				
Pre-Charge Length		ft	31				
Pipe Length (Min - Max)		ft	10 - 100				
Max. Pipe Elevation		ft	50				
SYSTEM FEATURES							
Compressor		Inverter					
Ultra Low Frequency Torque Control		Yes					
Power Factor Correction		Yes					
Compressor Type		Rotary					
Refrigerant Type		R410A					
Outdoor Electronic Expansion Valve (EEV)		Yes					
Indoor TXV Control		Yes					
Basepan With Electric Heater		Yes					
Compressor With Electric Heater		Yes					
Fin Coating (Outdoor - Golden & Indoor - Blue)		Acrylic Resin					
Intelligent Defrosting		Yes					
Intelligent Preheating		Yes					
Low Voltage Startup		Yes					
Memory/Power Failure Recovery		Yes					
Self Diagnosis		Yes					
Low Ambient Cooling		Yes					
24VAC Thermostat Compatible		Yes					
Indoor Fan Type		Centrifugal					
Multi Fan Speeds		8					
Auxiliary Electrical Heater		Optional					

FAN PERFORMANCE



STATIC PRESSURE Inches W.C.	0	0.1	0.15	0.2	0.3	0.4	0.5	0.6	0.7	0.8	0.9	1.0
Speed 1 - CFM	1640	1500	1450	1350								
Speed 2 - CFM	1680	1560	1500	1380	1300							
Speed 3 - CFM	1810	1690	1620	1550	1380							
Speed 4 - CFM	1930	1830	1770	1710	1580	1430	1280					
Speed 5 - CFM	2200	2110	2040	1980	1860	1720	1620	1490	1380			
Speed 6 - CFM	2240	2190	2145	2100	2010	1870	1750	1615	1500	1380		
Speed 7 - CFM	2280	2240	2200	2180	2130	2080	2000	1880	1750	1600	1420	1150
Speed 8 - CFM	2300	2260	2220	2190	2140	2090	2040	1980	1930	1800	1700	1550

NOTE:

1. Above chart CFM ratings are based on dry coil with factory filter installed.
2. For wet coil CFM ratings, multiply the CFM by 0.96 correction factor.

DIMENSIONS

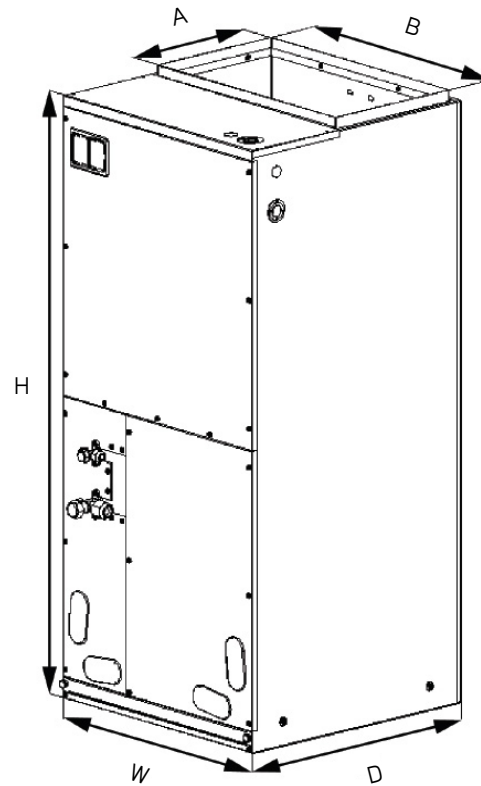
INDOOR UNIT

Unit: inch

FLEX48HP230V1BH	
DIMENSIONS	
A	11-5/8
B	20
H	57
W	24-3/4
D	21-1/4

FILTER SIZE	
Supplied*	20-5/8 x 20-5/16 x 1/2
Suggested	20-5/8 x 20-5/16 x 1

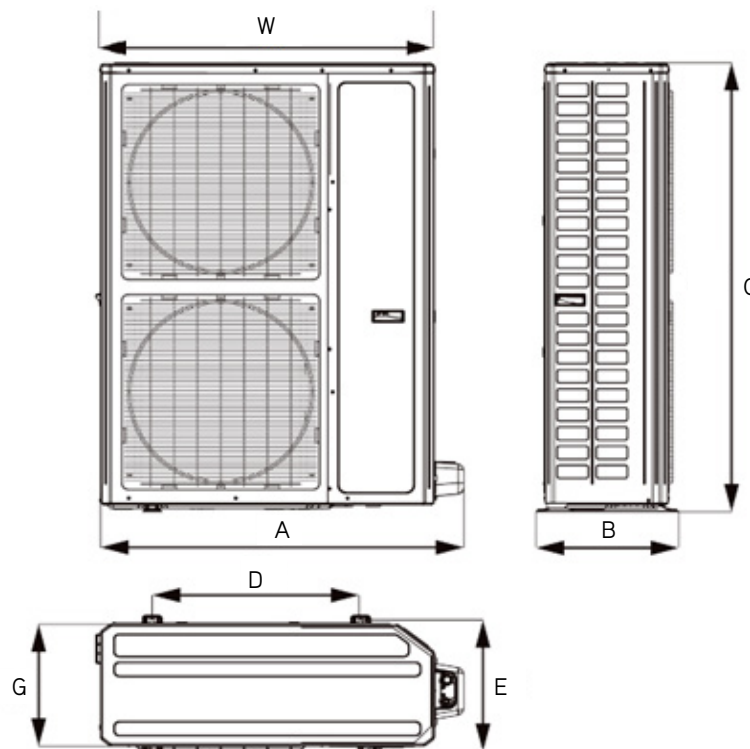
*Supplied filter is metal mesh



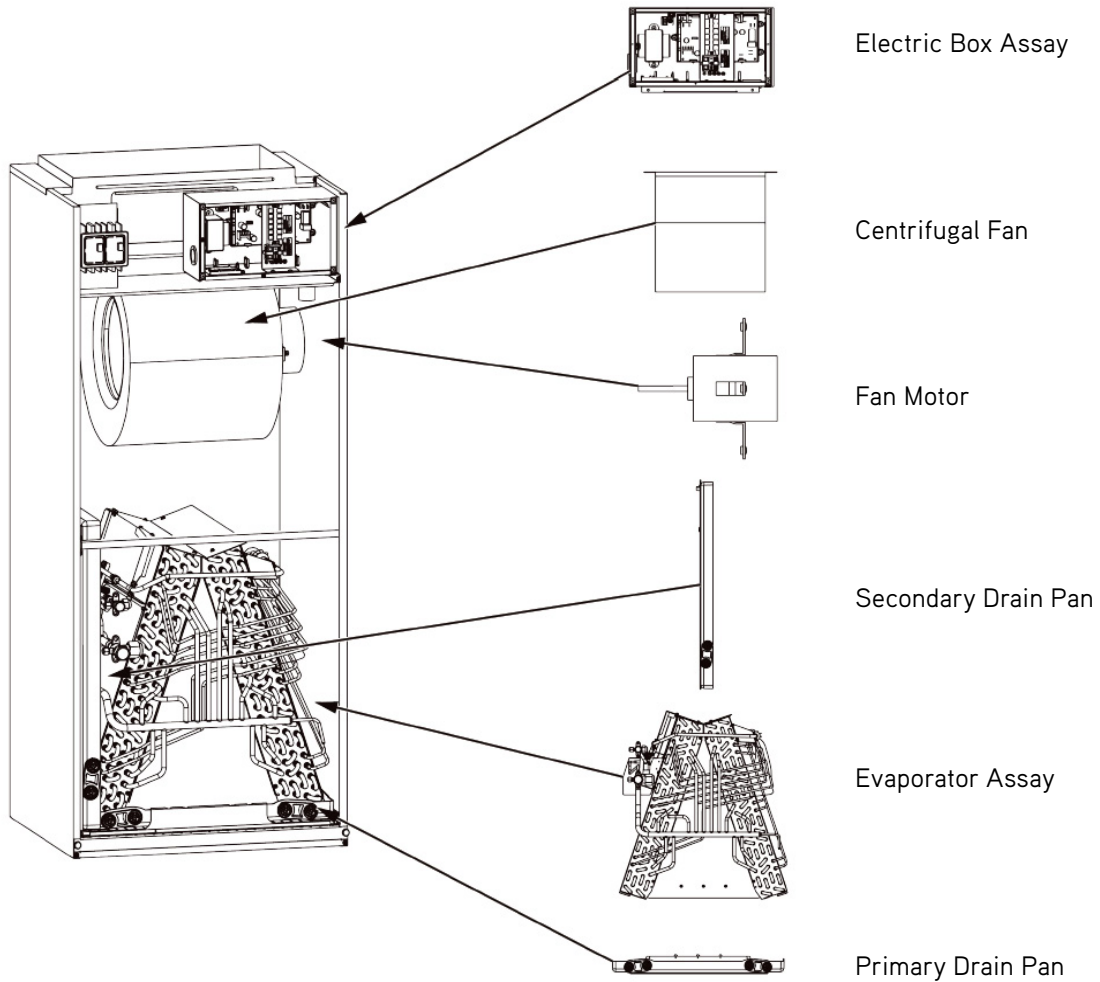
OUTDOOR UNIT

Unit: inch

FLEX60HP230V1AO	
DIMENSIONS	
A	42-3/4
B	16-7/8
C	53-5/8
D	24-3/8
E	15-5/8
G	14-1/2
W	39-3/8



ACCESSORY HEATER AND GENERAL INFORMATION



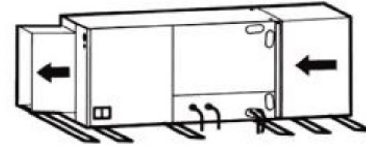
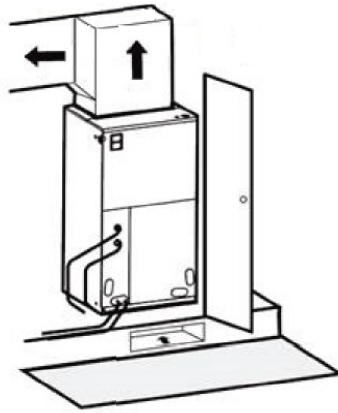
MODEL	Heat Kit Model	Electric Heat (kW)		Min. Circuit Ampacity Heater Only		Max. Fuse or Breaker Ampacity Heater Only	
		240V	208V	240V	208V	240V	208V
FLEXX48HP230V1BH	FLEXXHTR10KW	10	7.51	52	45	60	45
	FLEXXHTR15KW	15	11.25	52 & 26	45 & 22.6	60 & 30	45 & 25
	FLEXXHTR20KW	20	15.02	52 & 52	45 & 45	60 & 60	45 & 45
	21-4216-01	10	7.51	52	45	60	45
	21-4217-00	15	11.25	52 & 26	45 & 22.6	60 & 30	45 & 25
	21-4228-00	20	15.02	52 & 52	45 & 45	60 & 60	45 & 45

CLEARANCES


INDOOR UNIT

Minimum clearance

FRONT > 24



Horizontal Left Configuration - No Modification Needed



Horizontal Right Configuration - Must Relocate Drain Pan

NOTE:

Allow a minimum of 24" in front of the unit for service clearance. When installing in an area directly over a finished ceiling (such as an attic), an emergency drain pan is required directly under the unit. **See local and state codes for requirements.** When installing this unit in an area that may become wet, elevate the unit with a sturdy, non-porous material. In installations that may lead to physical damage (i.e. a garage) it is advised to install a protective barrier to prevent such damage. This air handler is designed for a complete supply and return ductwork system.

OUTDOOR UNIT

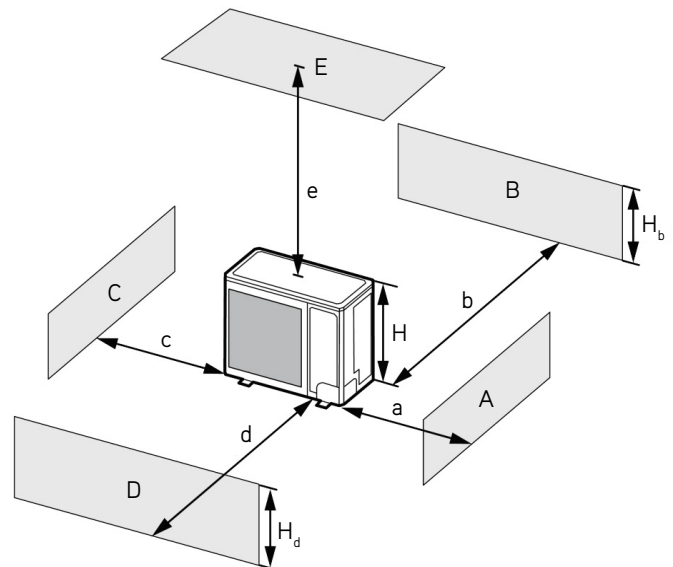
Minimum clearance

NOTE:

Install the Outdoor Unit **2 Inches** Above the Expected Snow Line

1. When one outdoor unit is to be installed.

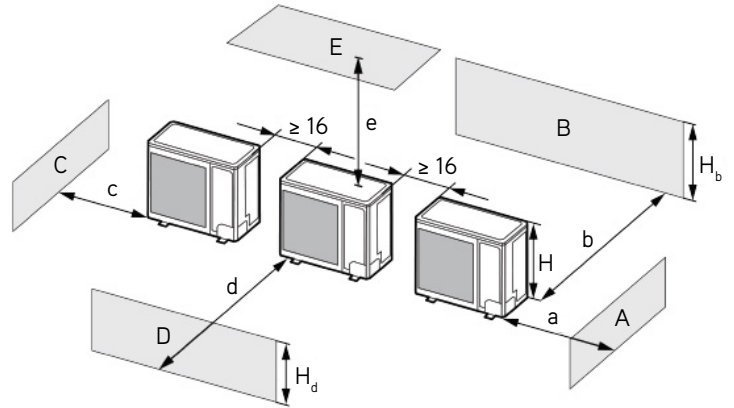
A - E	H_b H_d H		(in)				
			a	b	c	d	e
B	-	-	-	≥ 4	-	-	-
A, B, C	-	-	≥ 12	≥ 4	≥ 4	-	-
B, E	-	-	-	≥ 4	-	-	≥ 40
A, B, C, E	-	-	≥ 12	≥ 6	≥ 6	-	≥ 40
D	-	-	-	-	-	≥ 40	-
D, E	-	-	-	-	-	≥ 40	≥ 40
B, D	$H_b < H_d$	$H_d < H$	-	≥ 4	-	≥ 40	-
	$H_b > H_d$	$H_d > H$	-	≥ 4	-	≥ 40	-
B, D, E	-	$H_b \leq 1/2H$	-	≥ 10	-	≥ 80	≥ 40
	$H_b < H_d$	$1/2H < H_b \leq H$	-	≥ 10	-	≥ 80	≥ 40
	-	$H_b > H$	Prohibited				
	$H_b > H_d$	$H_b \leq 1/2H$	-	≥ 4	-	≥ 80	≥ 40
	$H_b > H_d$	$1/2H < H_b \leq H$	-	≥ 8	-	≥ 80	≥ 40
-	$H_b > H$	Prohibited					



CLEARANCES

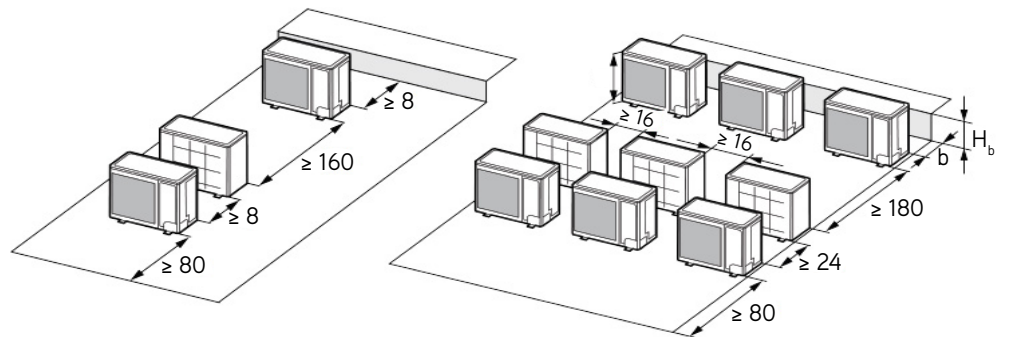
2. When two or more outdoor units are to be installed side by side.

A - E	H_b H_d H		(in)				
			a	b	c	d	e
A, B, C	-	-	≥ 12	≥ 12	≥ 40	-	-
A, B, C, E	-	-	≥ 12	≥ 12	≥ 40	-	≥ 40
D	-	-	-	-	-	≥ 80	-
D, E	-	-	-	-	-	≥ 80	≥ 40
B, D	$H_b < H_d$	$H_d > H$	-	≥ 12	-	≥ 80	-
	$H_b > H_d$	$H_d \leq 1/2H$	-	≥ 10	-	≥ 80	-
B, D, E	$H_b > H_d$	$1/2H < H_b \leq H$	-	≥ 12	-	≥ 100	-
		$H_b \leq 1/2H$	-	≥ 12	-	≥ 80	≥ 40
	$H_b < H_d$	$1/2H < H_b \leq H$	-	≥ 12	-	≥ 100	≥ 40
		$H_b > H$	Prohibited				
	$H_b > H_d$	$H_d \leq 1/2H$	-	≥ 10	-	≥ 100	≥ 40
		$1/2H < H_d \leq H$	-	≥ 12	-	≥ 100	≥ 40
	$H_d > H$	Prohibited					

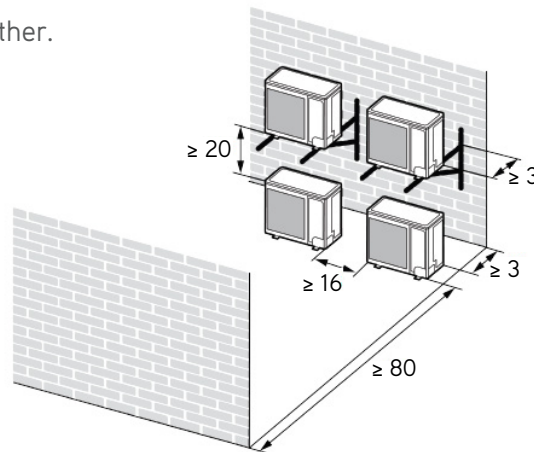


3. When outdoor units are installed in rows.

H_b H_d	(in)
$H_b \leq 1/2H$	$b \leq 10$
$1/2H < H_b \leq H$	$b \leq 12$
$H_b > H_d$	Prohibited



4. When outdoor units are installed one above another.



Specifications are subject to change without notice. Manufacturer reserves the right to discontinue or modify specifications or designs without notice or without incurring obligations. All Rights reserved.